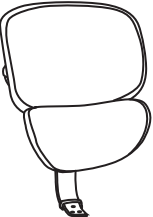
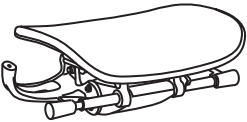
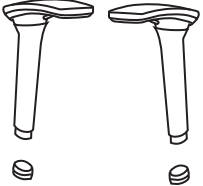




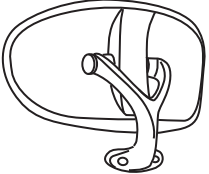


MODEL:CYM19-HR

(1)x1  Back Cushion	(2)x1  Seat Cushion & Mechanism	(3)x1 (1)x1 (D)  Left-Arm-L Right-Arm-R
(4)x1  Gas Lift	(5)x1  Base	(6)x5  Caster
(7)x1 	(8)x1 	

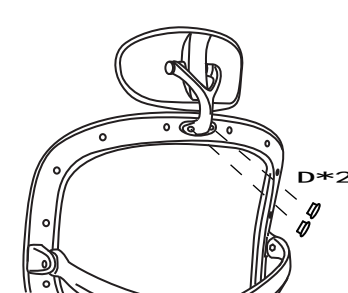
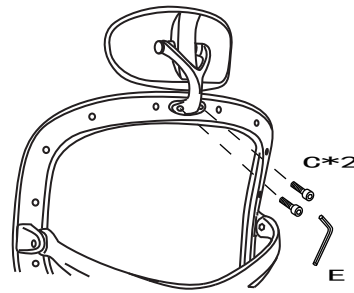
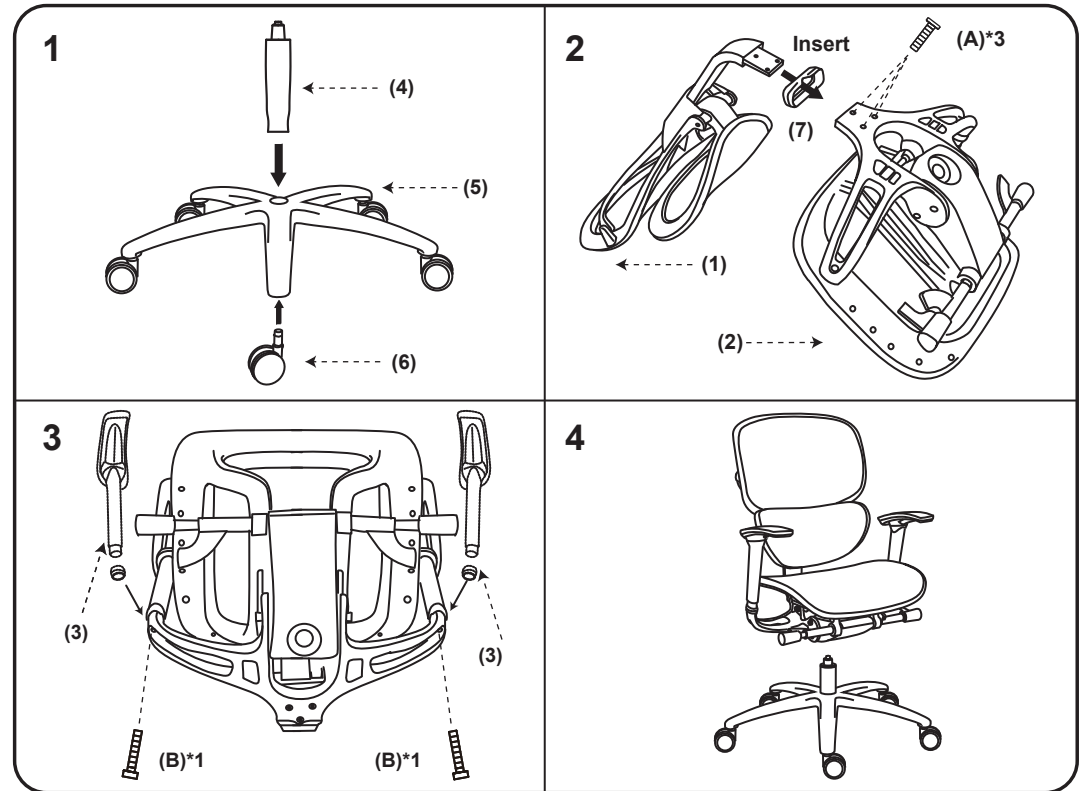
(A)x3  M8\*20 L-BAR SCREW

(B)x2  M8\*45 ARM SCREW

(C)x2  M6\*20

(D)x2 

(E)x1  ALLEN KEY



1. Follow the directional "Arrows" point to insert the headrest mount.

2. Follow the directional "Arrows" point to put the insert cover on.

**Insert and loosely tighten all screws. When assembly is completed, fully tighten all screws before using. This chair is only intended for sitting. Any other use will void the warranty.**

